



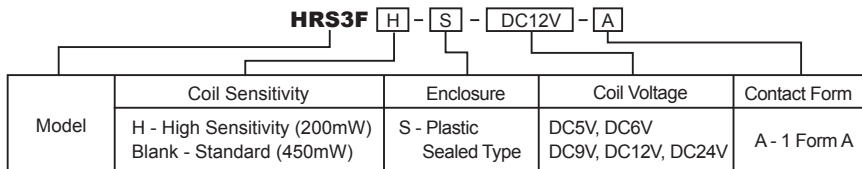




Features
<ul style="list-style-type: none"> ■ Microminiature relay Dimensions: 18.2×10.2×15.5(mm) ■ 5A switching capacity ■ Contact: 1 Form A ■ Reinforced insulation between coil and contact
Safety Approval
 NO.CQC12002076143  NO.50223752  US NO.E164730



ORDERING INFORMATION



SPECIFICATION

CONTACT DATA

Contact Form	1 Form A	
Contact Material	Ag Alloy	
Contact Rating	Resistive: 5A 250VAC/30VDC Horsepower: 1/3HP 240VAC(450mW) 1/4HP 240VAC	
Contact Resistance	Max. 100mΩ(6VDC 1A)	
Load	Max. Switching Voltage	277VAC/30VDC
	Max. Switching Current	5A
	Max. Switching Power	1250VA, 150W
	Min. Switching Load	5VDC, 100mA
Life	Electrical	100,000 operations
	Mechanical	1,000,000 operations

GENERAL DATA

Insulation Resistance		Min. 1000MΩ 500VDC
Dielectric Strength	Between open contacts	1,000VAC, 1min
	Between coil and contacts	4,000VAC, 1min
Operate Time		Max. 10ms
Release Time		Max. 5ms
Operating Temperature		-40°C to +85°C
Humidity		35~95%RH, +40°C
Shock Resistance	Endurance	1,000m/s ²
	Misoperation	100m/s ²
Vibration Resistance	Endurance	10~55Hz, 1.5mm double amplitude
	Misoperation	10~55Hz, 1.5mm double amplitude
Weight		Approximately 6.0g

Note: Data shown are of initial value

COIL DATA

Nominal Coil Power	200mW, 450mW
--------------------	--------------

SAFETY APPROVAL

File Number	Contact Form	Power Consumption	Coil Voltage	Contact Rating	Remarks
TUV 50223752	A	0.45W/0.2W	3-24VDC	5A 250VAC	Class F Insulation Ambient Temperature: 85°C
CQC 12002076143	A	0.45W/0.2W	3-24VDC	5A 250VAC	Class F Insulation Ambient Temperature: 85°C
UL E164730	A	0.45W/0.2W	5-24VDC	5A 250VAC	Ambient Temperature: 85°C
				1/4HP 240VAC	Ambient Temperature: 65°C
		0.45W	5-24VDC	1/3HP 240VAC	Ambient Temperature: 65°C
Explosion-proof Certificate CNEx16.3129U	A	0.45W	12VDC	5A 250VAC	Mark: Ex nC IIC Gc

Specifications subject to change without notice

COIL DATA

Ambient Temperature: 23°C

Model	Nominal Voltage VDC	Coil Resistance $\Omega \pm 10\%$	Operate Voltage \leq VDC	Release Voltage \geq VDC	Coil Power mW
HRS3F-S-DC5V-A	5	55.6	3.5	0.5	450
HRS3F-S-DC6V-A	6	80	4.2	0.6	
HRS3F-S-DC9V-A	9	180	6.3	0.9	
HRS3F-S-DC12V-A	12	320	8.4	1.2	
HRS3F-S-DC24V-A	24	1280	16.8	2.4	
HRS3FH-S-DC5V-A	5	125	3.75	0.5	200
HRS3FH-S-DC6V-A	6	180	4.5	0.6	
HRS3FH-S-DC9V-A	9	405	6.75	0.9	
HRS3FH-S-DC12V-A	12	720	9.0	1.2	
HRS3FH-S-DC24V-A	24	2880	18.0	2.4	

OUTLINE, WIRING DIAGRAM, MOUNTING HOLE LAYOUT (UNIT: mm)

