

Features

- Bidirectional TVS 5 V
- Low capacitance - 15 pF
- ESD protection >15 kV
- Fits 0402 footprint

Applications

- Computers and peripherals
- Communication systems
- Audio & video equipment
- Portable instrumentation

CDDFN2-T5.0C - Surface Mount TVS Diode

General Information

The CDDFN2-T5.0C device provides ESD and EFT protection for external ports of electronic devices such as cellular phones, hand held electronics and other portable electronic devices.

The device measures 1.05 mm x 0.65 mm and is available in a DFN-2 package and is intended to be mounted directly onto an FR4 printed circuit board. The device will fit an 0402 footprint.

The device is designed to meet IEC 61000-4-2(ESD) and IEC 61000-4-4(EFT) protection requirements.



Electrical & Thermal Characteristics (@ T_A = 25 °C Unless Otherwise Noted)

Parameter	Symbol	Min.	Typ.	Max.	Unit
Peak Pulse Power @ 8/20 μs	P _{pk}			75	W
Peak Pulse Current @ 8/20 μs	I _{pp}			5	A
Operating Temperature	T _{OPR}	-40	+25	+125	°C
Storage Temperature	T _{STG}	-55	+25	+150	°C
Working Peak Voltage	V _{wm}	4.7	5.0		V
Breakdown Voltage @ 1 mA	V _{BR}	5.1	7.0		V
Leakage Current @ 5V	I _L		0.1	2.0	μA
Capacitance @ 0V 1 MHz	C _J		15	20	pF
Clamping Voltage @ I _{pp} = 5 A 8/20 μs	V _C			15	V
ESD Protection per IEC 61000-4-2					
Contact Discharge	ESD	8			kV
Air Discharge	ESD	15			kV
EFT Protection per IEC 61000-4-4	EFT			40	A



Asia-Pacific: Tel: +886-2 2562-4117 • Fax: +886-2 2562-4116

Europe: Tel: +41-41 768 5555 • Fax: +41-41 768 5510

The Americas: Tel: +1-951 781-5500 • Fax: +1-951 781-5700

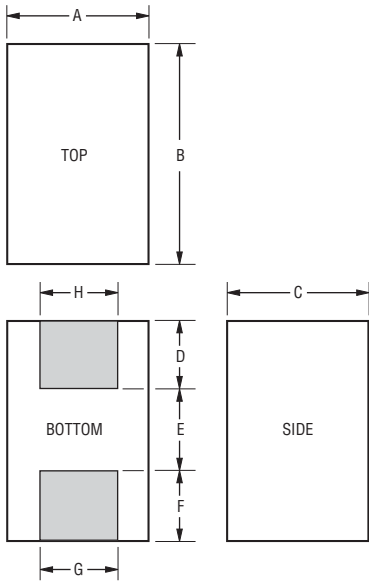
www.bourns.com

CDDFN2-T5.0C - Surface Mount TVS Diode



Product Dimensions

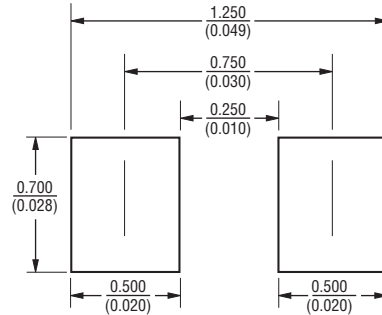
This is a Molded DFN-2 package with lead free 100 % Sn plating on the terminations. It weighs approximately 10 mg.



Dimensions	
A	$\frac{0.55-0.65}{(0.022-0.026)}$
B	$\frac{0.95- 1.05}{(0.037-.041)}$
C	$\frac{0.45-0.55}{(0.018-.022)}$
D	$\frac{0.30}{(0.012)}$
E	$\frac{0.43}{(0.017)}$
F	$\frac{0.30}{(0.012)}$
G	$\frac{0.50}{(0.020)}$
H	$\frac{0.50}{(0.020)}$

DIMENSIONS: $\frac{\text{MM}}{\text{(INCHES)}}$


Recommended PCB Footprint



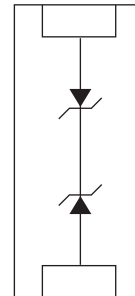
Typical Part Marking

CDDFN2-T5.0C E5

How to Order



Block Diagram

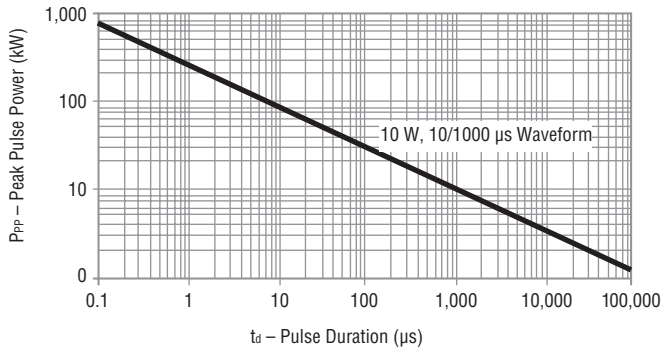


CDDFN2-T5.0C - Surface Mount TVS Diode

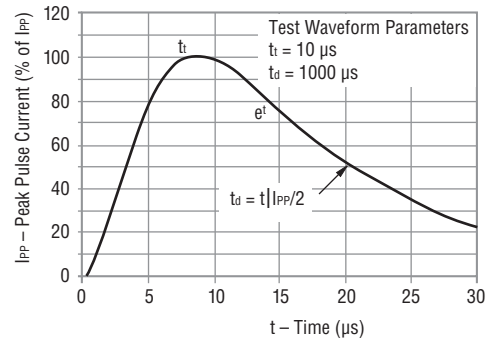
BOURNS®

Rating & Characteristic Curves

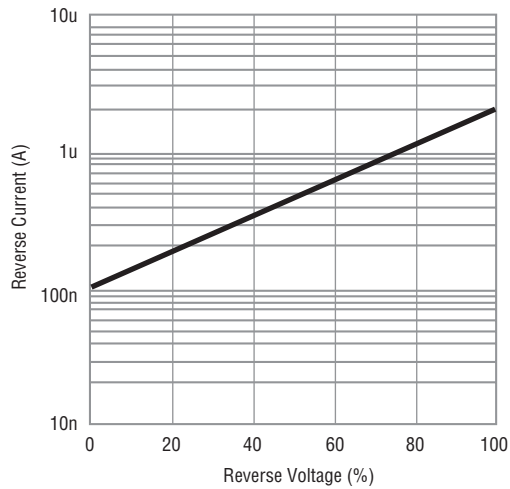
Peak Pulse Power vs. Pulse Time



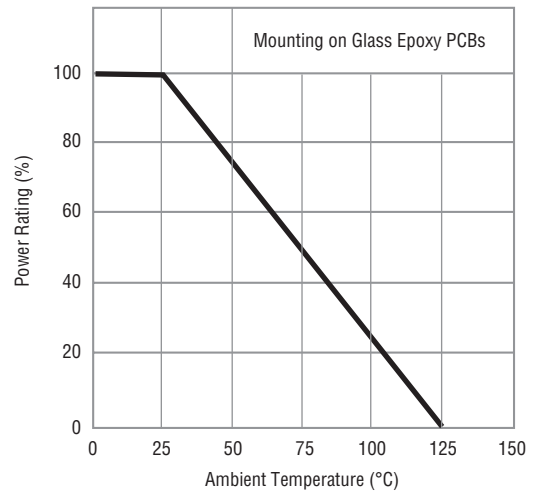
Pulse Waveform



Reverse Characteristics



Power Derating Curve

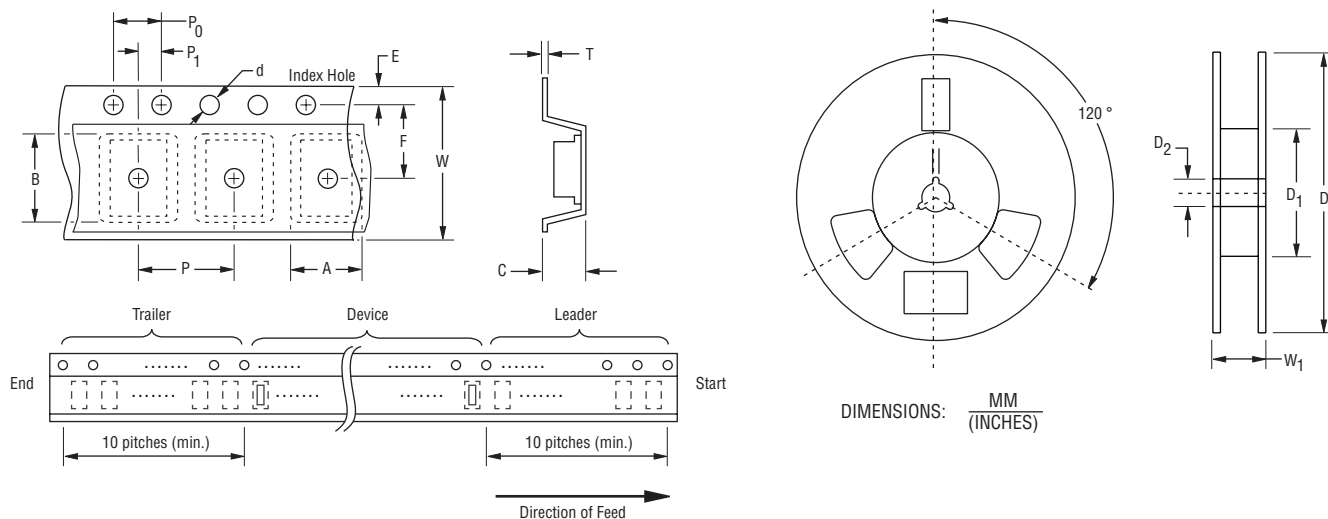


CDDFN2-T5.0C - Surface Mount TVS Diode

BOURNS®

Packaging Information

The surface mount product is packaged in an 8 mm x 4 mm tape and reel format per EIA-481 standard.



Item	Symbol	DFN-2
Carrier Width	A	$\frac{0.80 \pm 0.10}{(0.031 \pm 0.004)}$
Carrier Length	B	$\frac{1.20 \pm 0.10}{(0.047 \pm 0.004)}$
Carrier Depth	C	$\frac{0.70 \pm 0.10}{(0.027 \pm 0.004)}$
Sprocket Hole	d	$\frac{1.55 \pm 0.05}{(0.061 \pm 0.002)}$
Reel Outside Diameter	D	$\frac{178}{(7.008)}$
Reel Inner Diameter	D ₁	$\frac{50.0}{(1.969)}$ MIN.
Feed Hole Diameter	D ₂	$\frac{13.0 \pm 0.20}{(0.512 \pm 0.008)}$
Sprocket Hole Position	E	$\frac{1.75 \pm 0.10}{(0.069 \pm 0.004)}$
Punch Hole Position	F	$\frac{3.50 \pm 0.05}{(0.138 \pm 0.002)}$
Punch Hole Pitch	P	$\frac{4.00 \pm 0.10}{(0.157 \pm 0.004)}$
Sprocket Hole Pitch	P ₀	$\frac{4.00 \pm 0.10}{(0.157 \pm 0.004)}$
Embossment Center	P ₁	$\frac{2.00 \pm 0.05}{(0.079 \pm 0.002)}$
Overall Tape Thickness	T	$\frac{0.20 \pm 0.10}{(0.008 \pm 0.004)}$
Tape Width	W	$\frac{8.00 \pm 0.20}{(0.315 \pm 0.008)}$
Reel Width	W ₁	$\frac{14.4}{(0.567)}$ MAX.
Quantity per Reel	--	5000

07/09

Specifications are subject to change without notice. Customers should verify actual device performance in their specific applications

Mouser Electronics

Authorized Distributor

Click to View Pricing, Inventory, Delivery & Lifecycle Information:

Bourns:

[CDDFN2-T5.0C](#)