


# MM3Z2V4B-MM3Z75VB

## Zener Diodes

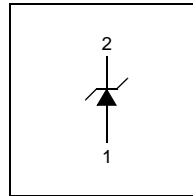
### Features

- Wide Zener Voltage Range Selection, 2.4V to 75V
- VZ Tolerance Selection of  $\pm 2\%$  (B Series)
- Very Small and Thin SMD package
- Matte Tin(Sn) finish, Pb Free



\* Band Denotes Cathode **SOD-323F**

### Connection Diagram



### Absolute Maximum Ratings $T_A = 25^\circ\text{C}$ unless otherwise noted

| Symbol    | Parameter                    | Value       | Units            |
|-----------|------------------------------|-------------|------------------|
| $P_D$     | Power Dissipation            | 200         | mW               |
| $T_{STG}$ | Storage Temperature Range    | -65 to +150 | $^\circ\text{C}$ |
| $T_J$     | Maximum Junction Temperature | 150         | $^\circ\text{C}$ |
| $I_{ZM}$  | Maximum Regulator Current    | $P_D/V_Z$   | mA               |

\* These ratings are limiting values above which the serviceability of the diode may be impaired.

### Thermal Characteristics

| Symbol          | Parameter                               | Value | Unit               |
|-----------------|---|-------|--------------------|
| $R_{\theta JA}$ | Thermal Resistance, Junction to Ambient | 595   | $^\circ\text{C/W}$ |

\* Device mounted on FR-4 PCB minimum land pad.

### Electrical Characteristics $T_A = 25^\circ\text{C}$ unless otherwise specified

| Symbol | Parameter/ Test condition           | Min. | Typ. | Max. | Unit |
|--------|-------------------------------------|------|------|------|------|
| $V_F$  | Forward Voltage / $I_F=10\text{mA}$ | --   | --   | 1.0  | V    |

### Package Marking and Ordering Information

| Device Marking              | Device                      | Package  | Packing     | Reel Size | Tape Width | Quantity |
|-----------------------------|-----------------------------|----------|-------------|-----------|------------|----------|
| Refer to Product table list | Refer to Product table list | SOD-323F | Tape & Reel | 7"        | 12mm       | 3,000    |

**Electrical Characteristics**  $T_A=25^\circ\text{C}$  unless otherwise noted

| Device Type | Device Marking | $V_Z$ (V) @ $I_{ZT}$ |      |       | $Z_{ZT}(\Omega)$<br>@ $I_{ZT}$ | $I_{ZT}$<br>(mA) | $Z_{ZK}(\Omega)$<br>@ $I_{ZK}$ | $I_{ZK}$<br>(mA) | $I_R(\mu\text{A})$<br>@ $V_R$ | $V_R$ (V) |
|-------------|----------------|----------------------|------|-------|--------------------------------|------------------|--------------------------------|------------------|-------------------------------|-----------|
|             |                | Min.                 | Typ. | Max.  | Max.                           | -                | Max.                           | -                | Max                           | -         |
| MM3Z2V4B    | 0Z             | 2.35                 | 2.4  | 2.45  | 94                             | 5                | 564                            | 1                | 45                            | 1         |
| MM3Z2V7B    | 1Z             | 2.65                 | 2.7  | 2.75  | 94                             | 5                | 564                            | 1                | 18                            | 1         |
| MM3Z3V0B    | 2Z             | 2.94                 | 3.0  | 3.06  | 89                             | 5                | 564                            | 1                | 9                             | 1         |
| MM3Z3V3B    | 3Z             | 3.23                 | 3.3  | 3.37  | 89                             | 5                | 564                            | 1                | 4.5                           | 1         |
| MM3Z3V6B    | 4Z             | 3.53                 | 3.6  | 3.67  | 84                             | 5                | 564                            | 1                | 4.5                           | 1         |
| MM3Z3V9B    | 5Z             | 3.82                 | 3.9  | 3.98  | 84                             | 5                | 564                            | 1                | 2.7                           | 1         |
| MM3Z4V3B    | 6Z             | 4.21                 | 4.3  | 4.39  | 84                             | 5                | 564                            | 1                | 2.7                           | 1         |
| MM3Z4V7B    | 7Z             | 4.61                 | 4.7  | 4.79  | 75                             | 5                | 470                            | 1                | 2.7                           | 2         |
| MM3Z5V1B    | 8Z             | 5.00                 | 5.1  | 5.20  | 56                             | 5                | 451                            | 1                | 1.8                           | 2         |
| MM3Z5V6B    | 9Z             | 5.49                 | 5.6  | 5.71  | 37                             | 5                | 376                            | 1                | 0.9                           | 2         |
| MM3Z6V2B    | AZ             | 6.08                 | 6.2  | 6.32  | 9                              | 5                | 141                            | 1                | 2.7                           | 4         |
| MM3Z6V8B    | BZ             | 6.66                 | 6.8  | 6.94  | 14                             | 5                | 75                             | 1                | 1.8                           | 4         |
| MM3Z7V5B    | CZ             | 7.35                 | 7.5  | 7.65  | 14                             | 5                | 75                             | 1                | 0.9                           | 5         |
| MM3Z8V2B    | DZ             | 8.04                 | 8.2  | 8.36  | 14                             | 5                | 75                             | 1                | 0.63                          | 5         |
| MM3Z9V1B    | EZ             | 8.92                 | 9.1  | 9.28  | 14                             | 5                | 94                             | 1                | 0.45                          | 6         |
| MM3Z10VB    | FZ             | 9.80                 | 10   | 10.20 | 18                             | 5                | 141                            | 1                | 0.18                          | 7         |
| MM3Z11VB    | GZ             | 10.78                | 11   | 11.22 | 18                             | 5                | 141                            | 1                | 0.09                          | 8         |
| MM3Z12VB    | HZ             | 11.76                | 12   | 12.24 | 23                             | 5                | 141                            | 1                | 0.09                          | 8         |
| MM3Z13VB    | JZ             | 12.74                | 13   | 13.26 | 28                             | 5                | 160                            | 1                | 0.09                          | 8         |
| MM3Z15VB    | KZ             | 14.70                | 15   | 15.30 | 28                             | 5                | 188                            | 1                | 0.045                         | 10.5      |
| MM3Z16VB    | LZ             | 15.68                | 16   | 16.32 | 37                             | 5                | 188                            | 1                | 0.045                         | 11.2      |
| MM3Z18VB    | MZ             | 17.64                | 18   | 18.36 | 42                             | 5                | 212                            | 1                | 0.045                         | 12.6      |
| MM3Z20VB    | NZ             | 19.60                | 20   | 20.40 | 51                             | 5                | 212                            | 1                | 0.045                         | 14.0      |
| MM3Z22VB    | PZ             | 21.56                | 22   | 22.44 | 51                             | 5                | 235                            | 1                | 0.045                         | 15.4      |
| MM3Z24VB    | RZ             | 23.52                | 24   | 24.48 | 65                             | 5                | 235                            | 1                | 0.045                         | 16.8      |
| MM3Z27VB    | SZ             | 26.46                | 27   | 27.54 | 75                             | 2                | 282                            | 0.5              | 0.045                         | 18.9      |
| MM3Z30VB    | TZ             | 29.40                | 30   | 30.60 | 75                             | 2                | 282                            | 0.5              | 0.045                         | 21.0      |
| MM3Z33VB    | UZ             | 32.34                | 33   | 33.66 | 75                             | 2                | 306                            | 0.5              | 0.045                         | 23.0      |
| MM3Z36VB    | VZ             | 35.28                | 36   | 36.72 | 84                             | 2                | 329                            | 0.5              | 0.045                         | 25.2      |
| MM3Z39VB    | WZ             | 38.22                | 39   | 39.78 | 122                            | 2                | 329                            | 0.5              | 0.045                         | 27.3      |
| MM3Z43VB    | XZ             | 42.14                | 43   | 43.86 | 141                            | 2                | 353                            | 0.5              | 0.045                         | 30.1      |
| MM3Z47VB    | YZ             | 46.06                | 47   | 47.94 | 160                            | 2                | 353                            | 0.5              | 0.045                         | 33.0      |
| MM3Z51VB    | _Z             | 49.98                | 51   | 52.02 | 169                            | 2                | 376                            | 0.5              | 0.045                         | 35.7      |
| MM3Z56VB    | =Z             | 54.88                | 56   | 57.12 | 188                            | 2                | 400                            | 0.5              | 0.045                         | 39.2      |
| MM3Z62VB    | ≡Z             | 60.76                | 62   | 63.24 | 202                            | 2                | 423                            | 0.5              | 0.045                         | 43.4      |
| MM3Z68VB    | >Z             | 66.64                | 68   | 69.36 | 226                            | 2                | 447                            | 0.5              | 0.045                         | 47.6      |
| MM3Z75VB    | <Z             | 73.5                 | 75   | 76.50 | 240                            | 2                | 470                            | 0.5              | 0.045                         | 52.5      |

## Notes :

1. The Zener Voltage ( $V_Z$ ) is tested under pulse condition of 10mS.
2. The device numbers listed have a standard tolerance on the nominal zener voltage of  $\pm 2\%$ .
3. The zener impedance is derived from the 60-cycle ac voltage, which results when an ac current having an rms value equal to 10% of the dc zener current ( $I_{ZT}$  or  $I_{ZK}$ ) is superimposed to  $I_{ZT}$  or  $I_{ZK}$ .

Typical Performance Characteristics

Figure 1. Zener current vs. Zener Voltage

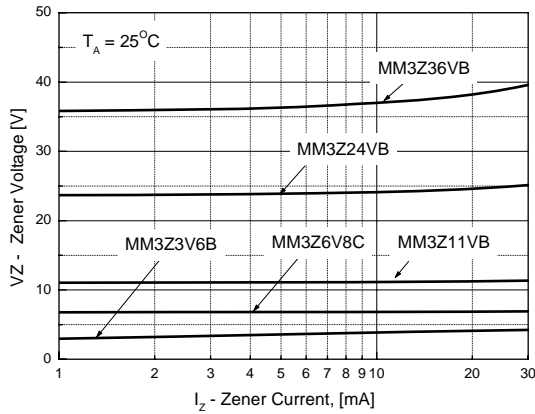


Figure 2. Zener current vs. Zener Impedance

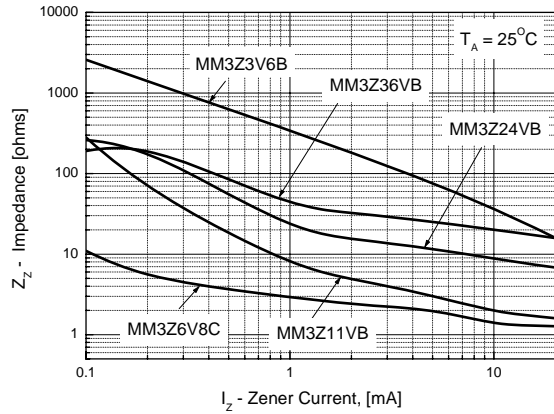


Figure 3. MM3Z3V6B  
Zener current vs. Zener Voltage

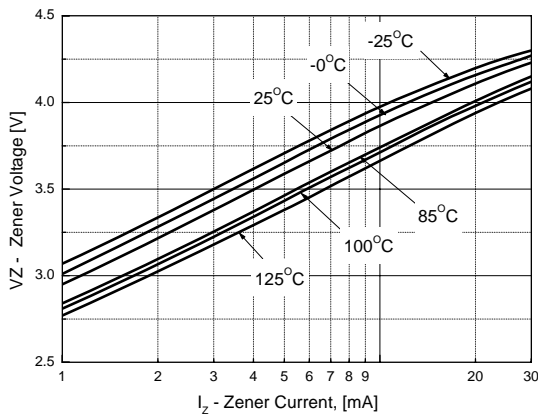


Figure 4. MM3Z6V8C  
Zener current vs. Zener Voltage

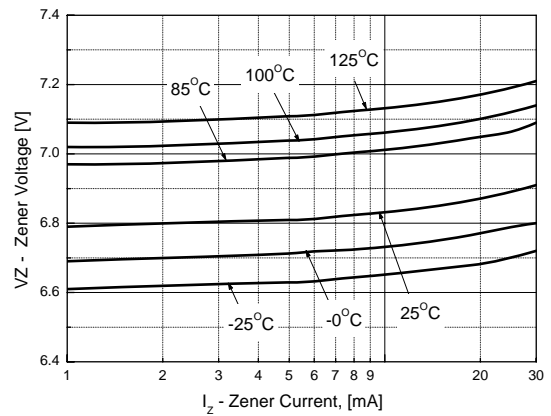


Figure 5. MM3Z11VB  
Zener current vs. Zener Voltage

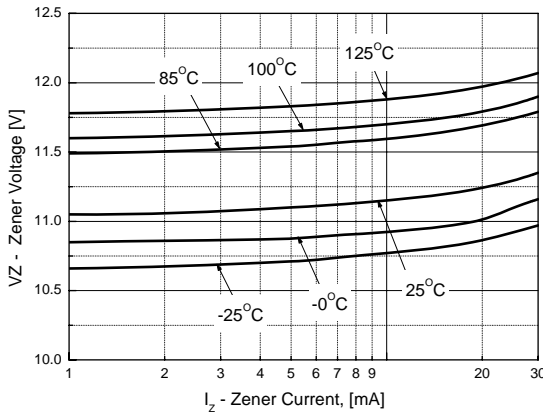
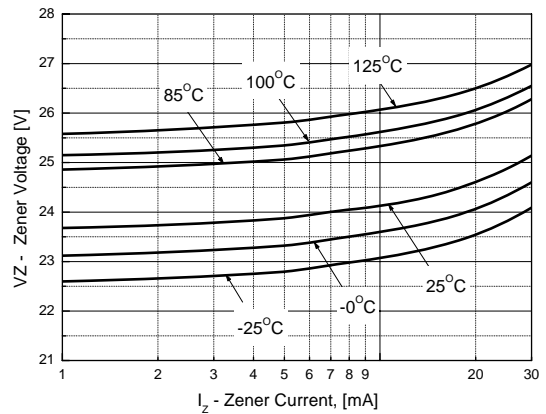
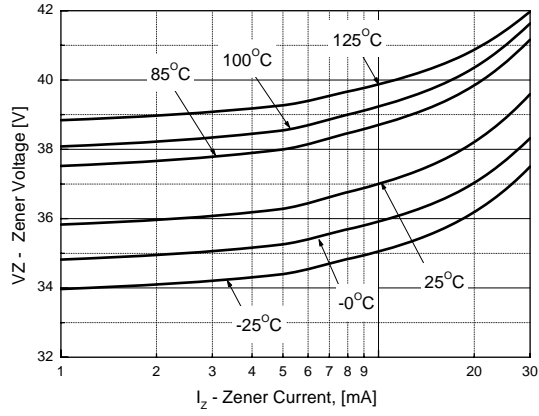


Figure 6. MM3Z24VB  
Zener current vs. Zener Voltage



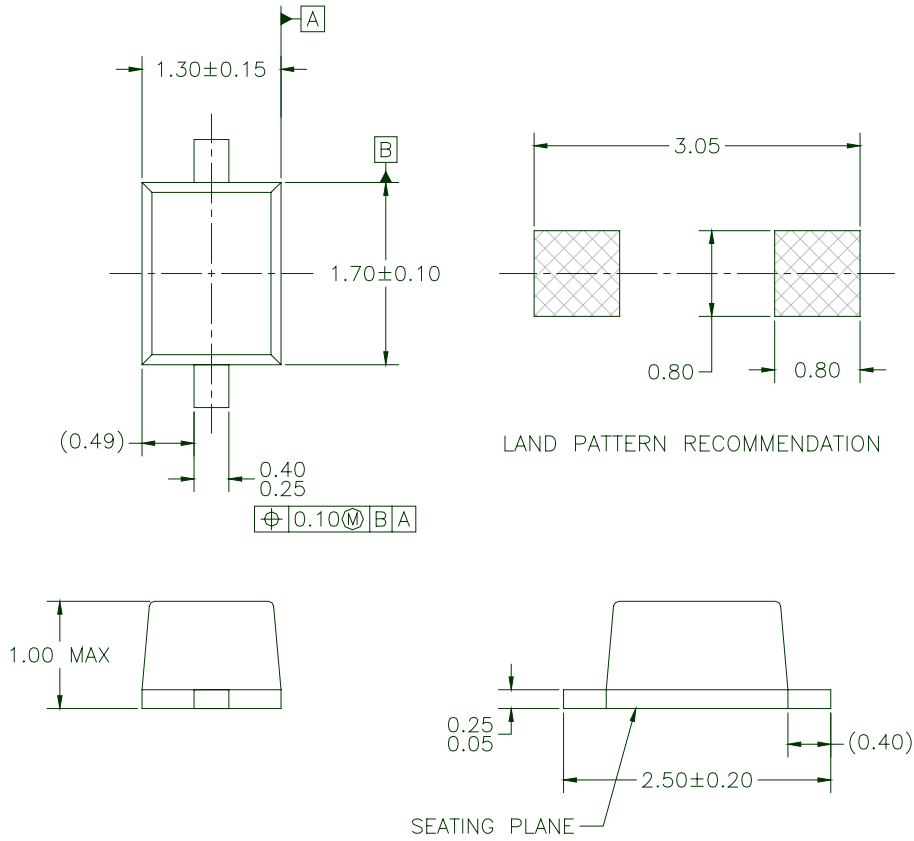
Typical Performance Characteristics (Continued)

Figure 7. MM3Z36VB  
Zener current vs. Zener Voltage



Physical Dimensions

SOD-323F



NOTES: UNLESS OTHERWISE SPECIFIED

- A) THIS PACKAGE IS COMPLIANT TO JEITA SC90 STANDARD EXCEPT FOR THE OVERALL PACKAGE HEIGHT.
- B) ALL DIMENSIONS ARE IN MILLIMETERS.
- C) DIMENSIONS ARE EXCLUSIVE OF BURRS, MOLD FLASH AND TIE BAR EXTRUSIONS.
- D) DIMENSIONING AND TOLERANCING PER ASME Y14.5M - 1994.

Dimensions in Millimeters



**TRADEMARKS**

The following includes registered and unregistered trademarks and service marks, owned by Fairchild Semiconductor and/or its global subsidiaries, and is not intended to be an exhaustive list of all such trademarks.

|                          |                                     |                                       |  |
|--------------------------|-------------------------------------|---------------------------------------|--|
| AccuPower™               | F-PFS™                              | Power-SPM™                            | <p>SYSTEM GENERAL®<br/>The Power Franchise®<br/>the power franchise<br/>TinyBoost™<br/>TinyBuck™<br/>TinyCalc™<br/>TinyLogic®<br/>TINYOPTO™<br/>TinyPower™<br/>TinyPWM™<br/>TinyWire™<br/>TriFault Detect™<br/>TRUECURRENT™*<br/>µSerDes™<br/> SerDes™<br/>UHC®<br/>Ultra FRFET™<br/>UniFET™<br/>VCX™<br/>VisualMax™<br/>XS™</p> |
| Auto-SPM™                | FRFET®                              | PowerTrench®                          |  |
| Build it Now™            | Global Power Resource <sup>SM</sup> | PowerXST™                             |  |
| CorePLUS™                | Green FPS™                          | Programmable Active Droop™            |  |
| CorePOWER™               | Green FPS™ e-Series™                | QFET®                                 |  |
| CROSSVOLT™               | Gmax™                               | QS™                                   |  |
| CTL™                     | GTO™                                | Quiet Series™                         |  |
| Current Transfer Logic™  | IntelliMAX™                         | RapidConfigure™                       |  |
| DEUXPEED®                | ISOPLANAR™                          | ™                                     |  |
| Dual Cool™               | MegaBuck™                           | Saving our world, 1mW/W/kW at a time™ |  |
| EcoSPARK®                | MICROCOUPLER™                       | SignalWise™                           |  |
| EfficientMax™            | MicroFET™                           | SmartMax™                             |  |
| ESBC™                    | MicroPak™                           | SMART START™                          |  |
| ™                        | MicroPak2™                          | SPM®                                  |  |
| Fairchild®               | MillerDrive™                        | STEALTH™                              |  |
| Fairchild Semiconductor® | MotionMax™                          | SuperFET®                             |  |
| FACT Quiet Series™       | Motion-SPM™                         | SuperSOT™-3                           |  |
| FACT®                    | OptoHiT™                            | SuperSOT™-6                           |  |
| FAST®                    | OPTOLOGIC®                          | SuperSOT™-8                           |  |
| FastvCore™               | OPTOPLANAR®                         | SupreMOS®                             |  |
| FETBench™                | ™                                   | SyncFET™                              |  |
| FlashWriter®*            | PDP SPM™                            | Sync-Lock™                            |  |
| FPS™                     |                                     |                                       |  |

\* Trademarks of System General Corporation, used under license by Fairchild Semiconductor.

**DISCLAIMER**

FAIRCHILD SEMICONDUCTOR RESERVES THE RIGHT TO MAKE CHANGES WITHOUT FURTHER NOTICE TO ANY PRODUCTS HEREIN TO IMPROVE RELIABILITY, FUNCTION, OR DESIGN. FAIRCHILD DOES NOT ASSUME ANY LIABILITY ARISING OUT OF THE APPLICATION OR USE OF ANY PRODUCT OR CIRCUIT DESCRIBED HEREIN; NEITHER DOES IT CONVEY ANY LICENSE UNDER ITS PATENT RIGHTS, NOR THE RIGHTS OF OTHERS. THESE SPECIFICATIONS DO NOT EXPAND THE TERMS OF FAIRCHILD'S WORLDWIDE TERMS AND CONDITIONS, SPECIFICALLY THE WARRANTY THEREIN, WHICH COVERS THESE PRODUCTS.

**LIFE SUPPORT POLICY**

FAIRCHILD'S PRODUCTS ARE NOT AUTHORIZED FOR USE AS CRITICAL COMPONENTS IN LIFE SUPPORT DEVICES OR SYSTEMS WITHOUT THE EXPRESS WRITTEN APPROVAL OF FAIRCHILD SEMICONDUCTOR CORPORATION.

As used herein:

1. Life support devices or systems are devices or systems which, (a) are intended for surgical implant into the body or (b) support or sustain life, and (c) whose failure to perform when properly used in accordance with instructions for use provided in the labeling, can be reasonably expected to result in a significant injury of the user.
2. A critical component in any component of a life support, device, or system whose failure to perform can be reasonably expected to cause the failure of the life support device or system, or to affect its safety or effectiveness.

**ANTI-COUNTERFEITING POLICY**

Fairchild Semiconductor Corporation's Anti-Counterfeiting Policy. Fairchild's Anti-Counterfeiting Policy is also stated on our external website, [www.fairchildsemi.com](http://www.fairchildsemi.com), under Sales Support.

Counterfeiting of semiconductor parts is a growing problem in the industry. All manufacturers of semiconductor products are experiencing counterfeiting of their parts. Customers who inadvertently purchase counterfeit parts experience many problems such as loss of brand reputation, substandard performance, failed applications, and increased cost of production and manufacturing delays. Fairchild is taking strong measures to protect ourselves and our customers from the proliferation of counterfeit parts. Fairchild strongly encourages customers to purchase Fairchild parts either directly from Fairchild or from Authorized Fairchild Distributors who are listed by country on our web page cited above. Products customers buy either from Fairchild directly or from Authorized Fairchild Distributors are genuine parts, have full traceability, meet Fairchild's quality standards for handling and storage and provide access to Fairchild's full range of up-to-date technical and product information. Fairchild and our Authorized Distributors will stand behind all warranties and will appropriately address any warranty issues that may arise. Fairchild will not provide any warranty coverage or other assistance for parts bought from Unauthorized Sources. Fairchild is committed to combat this global problem and encourage our customers to do their part in stopping this practice by buying direct or from authorized distributors.

**PRODUCT STATUS DEFINITIONS**

**Definition of Terms**

| Datasheet Identification | Product Status        | Definition  |
|--------------------------|-----------------------|---|
| Advance Information      | Formative / In Design | Datasheet contains the design specifications for product development. Specifications may change in any manner without notice.   |
| Preliminary              | First Production      | Datasheet contains preliminary data; supplementary data will be published at a later date. Fairchild Semiconductor reserves the right to make changes at any time without notice to improve design. |
| No Identification Needed | Full Production       | Datasheet contains final specifications. Fairchild Semiconductor reserves the right to make changes at any time without notice to improve the design.   |
| Obsolete                 | Not In Production     | Datasheet contains specifications on a product that is discontinued by Fairchild Semiconductor. The datasheet is for reference information only.  |

# Mouser Electronics

Authorized Distributor

Click to View Pricing, Inventory, Delivery & Lifecycle Information:

[Fairchild Semiconductor:](#)

[MM3Z47VB](#)