

January 16, 1998

TEL:805-498-2111 FAX:805-498-3804 WEB:http://www.semtech.com

STANDARD RECOVERY, LOW CURRENT 3-PHASE FULL WAVE BRIDGE RECTIFIER ASSEMBLIES

- Low forward voltage drop
- Low reverse leakage current
- Aluminum case
- Low thermal impedance
- Insulated electrical connections

QUICK REFERENCE DATA

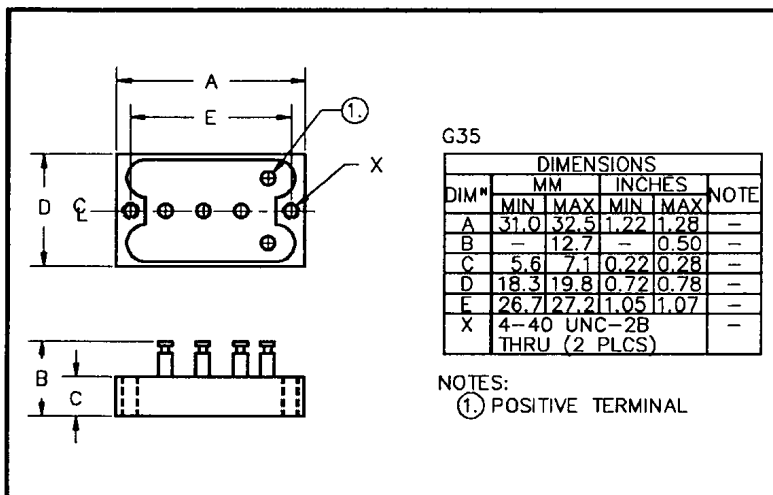
- $V_R = 50V - 600V$
- $I_F = 10A$
- $I_R = 3.0 \mu A$
- $t_{rr} = 2.0\mu S$

ABSOLUTE MAXIMUM RATINGS

Device Type	Working Reverse Voltage V_{RWM}	Average Rectified Current $I_{F(AV)}$						1 Cycle Surge Current	
		@ case temperature			@ ambient temperature			I_{FSM} @ $t_p = 8.3mS$	
		@ 55°C	@ 100°C	@ 125°C	@ 25°C	@ 55°C	@ 100°C	@ 25°C	@ 100°C
		Volts	Amps	Amps	Amps	Amps	Amps	Amps	Amps
SC3BH05	50								
SC3BH1	100								
SC3BH2	200	10	7	5	4	3	1.7	150	100
SC3BH4	400								
SC3BH6	600								

$$R_{\theta JC} = 4.5^\circ C/W$$

MECHANICAL



SC3BH6 is available in Europe to DEF STAN 59-61/90/208 release to F and FX levels.

January 16, 1998

ELECTRICAL CHARACTERISTICS

Device Type	Reverse Leakage Current I_R @ V_{RWM}		Maximum Forward Voltage V_F @ 3A/leg @ 25°C	Maximum Reverse Recovery Time t_{rr} @ 25°C	Maximum operating & storage temp range.	
	@ 25°C	@ 100°C			T_{OP}	T_{STG}
	μA	μA	Volts	μS	°C	
SC3BH05	3.0	60	1.0	2.0	- 55 to +150	
SC3BH1						
SC3BH2						
SC3BH4						
SC3BH6						

¹ Measured on discrete devices prior to assembly

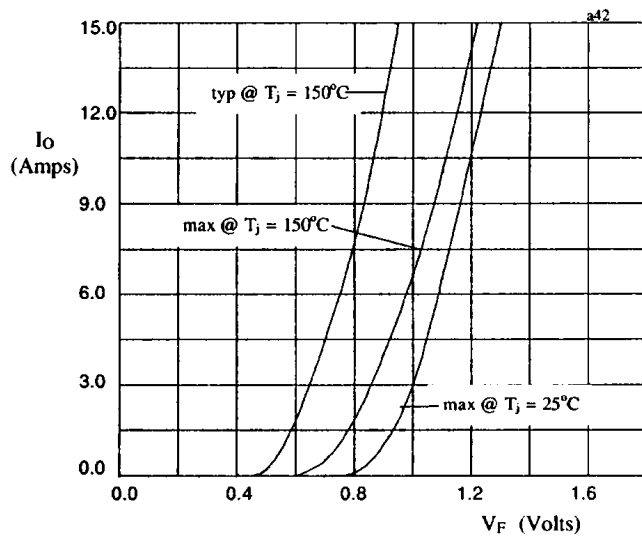


Fig 1. Forward voltage drop against output current per leg

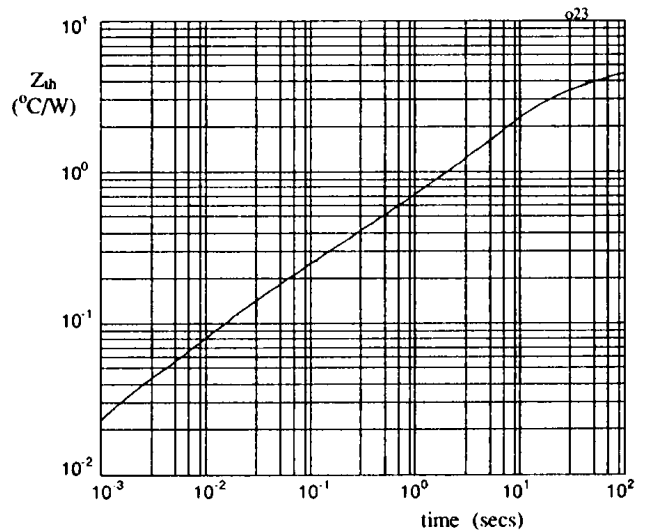


Fig 2. Transient thermal impedance characteristic per leg

Mouser Electronics

Authorized Distributor

Click to View Pricing, Inventory, Delivery & Lifecycle Information:

[Semtech:](#)

[SC3BH1](#) [SC3BH2](#) [SC3BH6](#) [SC3BH4](#) [SC3BH05](#)